

**Name/Title:** Checking for Understanding Exit Ticket Assessment

**Purpose of Event:** To see if the students are learning anything in my classes. This gives me information as to whether I need to reteach anything.

**Suggested Grade Level:** 3-6

**Materials Needed:** [Assessment Sheet](#)

## Description of Idea

The PEQE Report: I named it after the ORT Report at Nature's Classroom. My 6th grade students think it is a hoot!

This exit ticket is a very quick, check for understanding that you would use at the end of class as student are leaving the class.

Students write the number of steps they moved in PE class from viewing their pedometer.

Students answer the essential question that was discussed at the beginning of class and written so students can revisit it. You can make the essential question based on the goal of your lesson that day. See completed kids work image and essential question below for a sample of an essential question.

Finally, a quick self evaluation on "How did you do today?"

### **Picture (Kids Work)**


Every week we have an essential question that is discussed before class as it relates to the lesson. The question this week was. "Can you name examples of Dynamic Balance?"

# The P.E.Q.E Report

Name: Emma J. Adams

**P**edometer  
Steps: 3026

**E**ssential Question:  
skating, beam  
in  
gymnastics ect.


**E**valuation:  


# The P.E.Q.E Report

Name: Amanda Pestaluno

**P**edometer  
Steps: 2,043

**E**ssential Question:  
Ice  
skating

**E**valuation:  


**P**edometer  
Steps: 3,231

**E**ssential Question:  
skating  
rollerblading


**E**valuation:  


# The P.E.Q.E Report

Name: Michael

**P**edometer  
Steps: 2621

**E**ssential Question:  
skating

**E**valuation:  


# The P.E.Q.E Report

Name: Aidad

**P**edometer  
Steps: 2628

**E**ssential Question:  
rollerblading

**E**valuation:  
